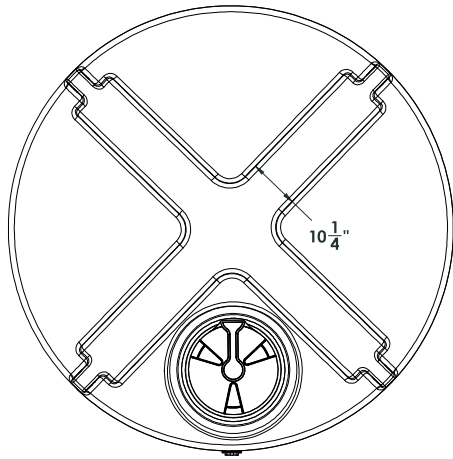


4

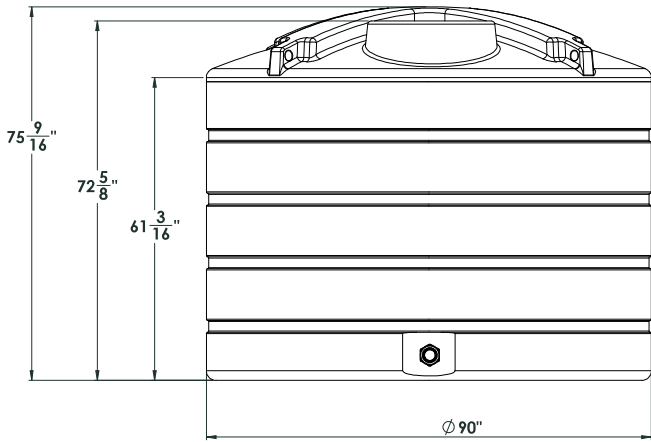
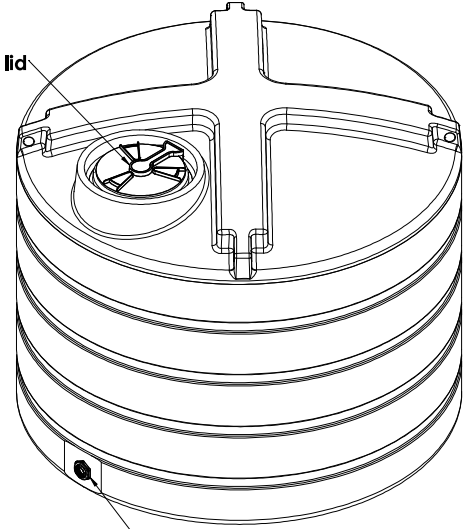
3

2

1



16 inch lid



NOTE: Allow +/- 1.5% Shrinkage

PROPRIETARY AND CONFIDENTIAL:
 THE INFORMATION CONTAINED HEREIN IS THE PROPERTY OF ENDURAPLAS, AND IT IS TO BE KEPT AS A TRADE SECRET AND NOT TO BE REPRODUCED OR DISCLOSED TO ANY OTHER PARTY WITHOUT THE WRITTEN PERMISSION OF ENDURAPLAS LLC.

UNLESS OTHERWISE SPECIFIED:	DRAWN	DATE
DIMENSIONS ARE IN INCHES	DWG. NO.	10/31/16
TOLERANCES:	CHECKED	
FRACTIONS: 1/16, 1/8, 1/4	ENG. APPR.	
DECIMALS: 0.0005, 0.001, 0.002, 0.005, 0.010, 0.015, 0.030, 0.050, 0.100, 0.150, 0.300, 0.500	MFG. APPR.	
ANGLES: UNLESS OTHERWISE SPECIFIED	Q.A.	
WELDING: AS SHOWN	COMMENTS:	
THREADS: PER ANSI B1.1		
FINISH: UNLESS OTHERWISE SPECIFIED		
NEAT ASSY	USED ON	
APPLICATION:	DO NOT SCALE DRAWING	

ENDURAPLAS LLC

TITLE: THV01650

SIDE DWG. NO. REV C 1

SCALE: 1:50 WEIGHT: SHEET 1 OF 1

4

3

2

1